

PB01

Anta in alluminio per cerniere pivotanti
Aluminium doors for pivot hinges

CINETTO



PB01

Anta in alluminio per cerniere speciali
Aluminium door for special hinges

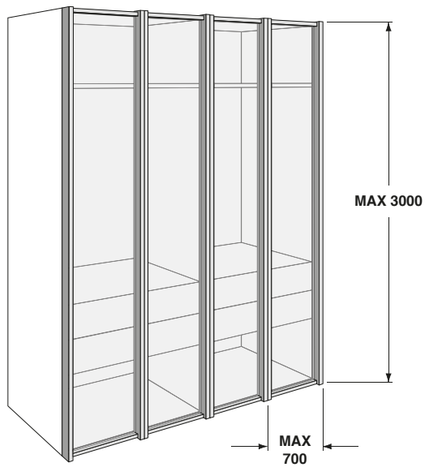

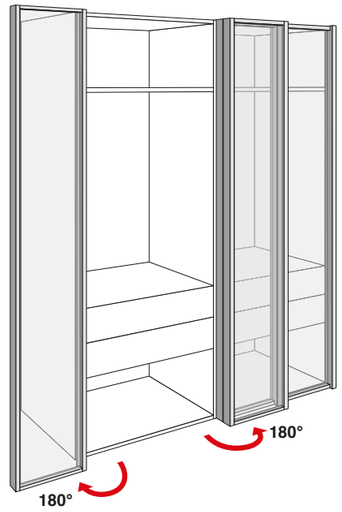





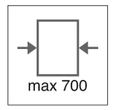

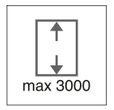



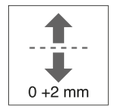

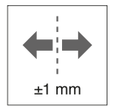







PB01

Informazioni prodotto
Product information

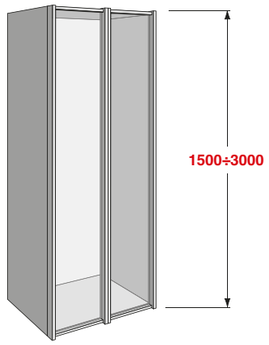

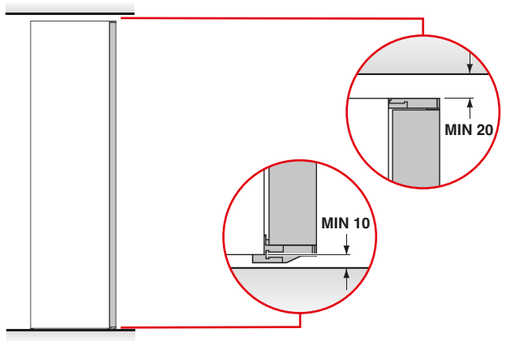

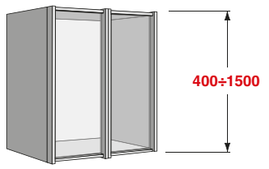

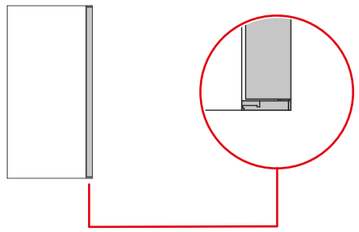

Disponibile solo per cerniere collo 16 mm.
Only available for 16 mm neck hinges.

■ **Lavorazioni semplici, non a vista e chiusura magnetica.**
Simple, non-visible processing and magnetic closure.

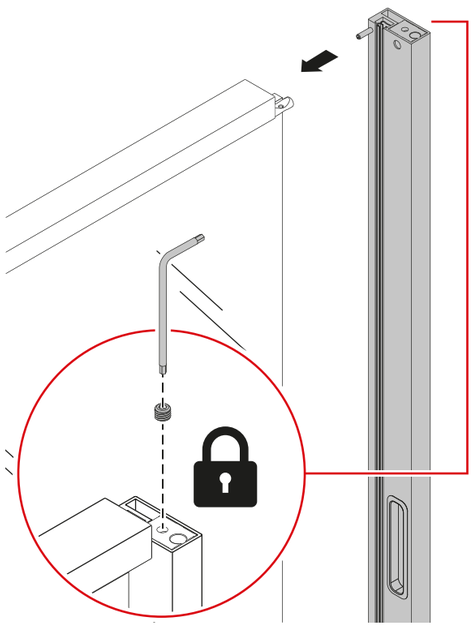

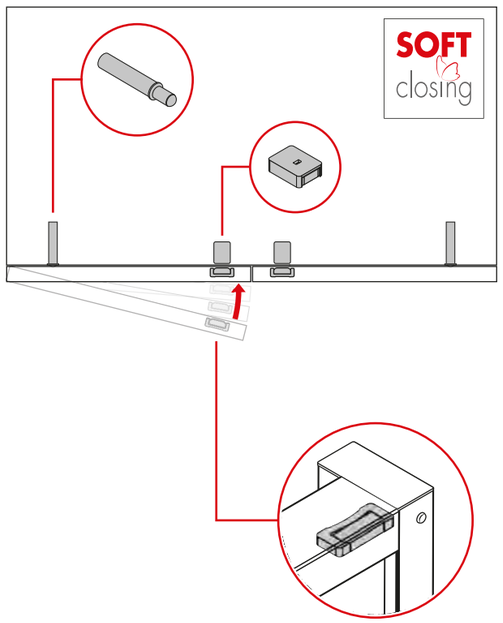

PB01

Cerniere
Hinges

	Cerniera Hinge	Spessore fianco (T) Side thickness (T)	Sormonto anta sul fianco (O) Door overlap on the side (O)	Applicazione due ante su un fianco Application two doors on one side	Aria tra le ante (G) Gap between the doors (G)
1	**Collo 16** Neck 16	18	16	-	-

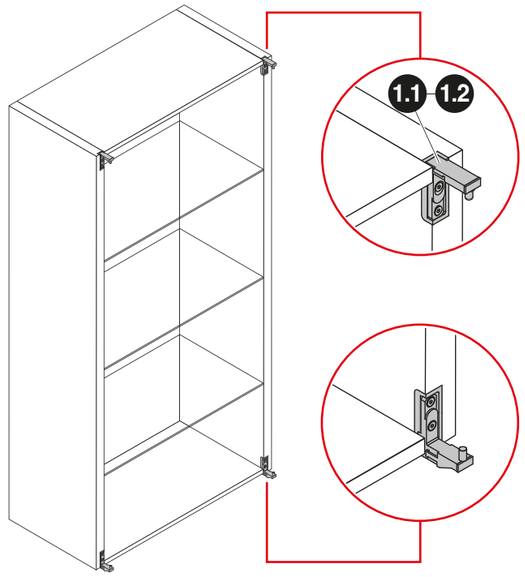

Collo 16
Neck 16

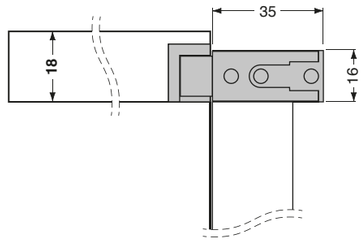

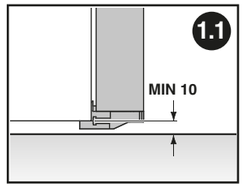

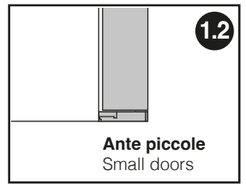

Ante piccole
Small doors

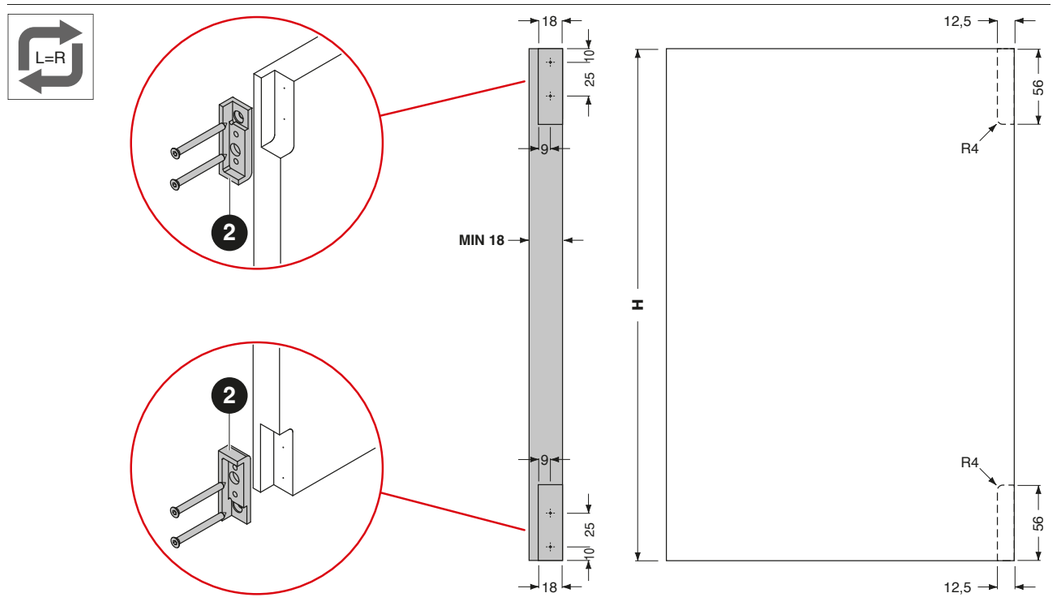

PB01

Cerniere
Hinges

	Cerniera Hinge	Spessore fianco (T) Side thickness (T)	Sormonto anta sul fianco (O) Door overlap on the side (O)	Applicazione due ante su un fianco Application two doors on one side	Aria tra le ante (G) Gap between the doors (G)
3 4	**Collo 10,5** Neck 10.5	25	10,5	✓	4

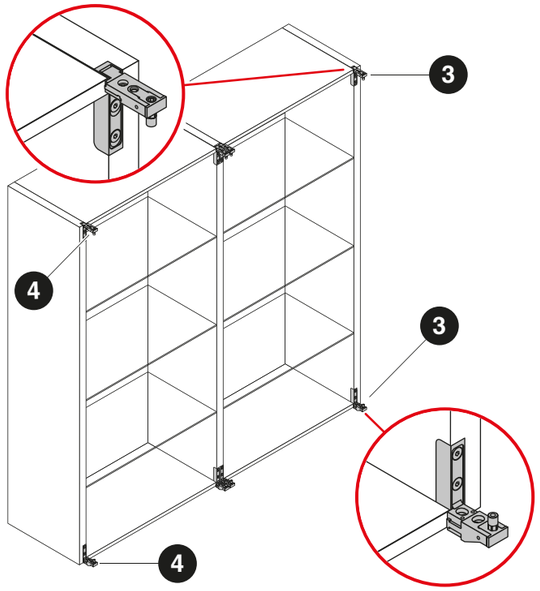

Collo 10,5
Neck 10.5

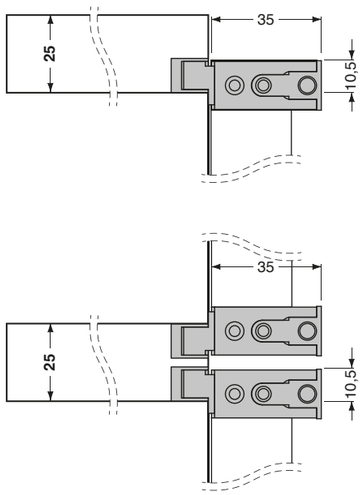

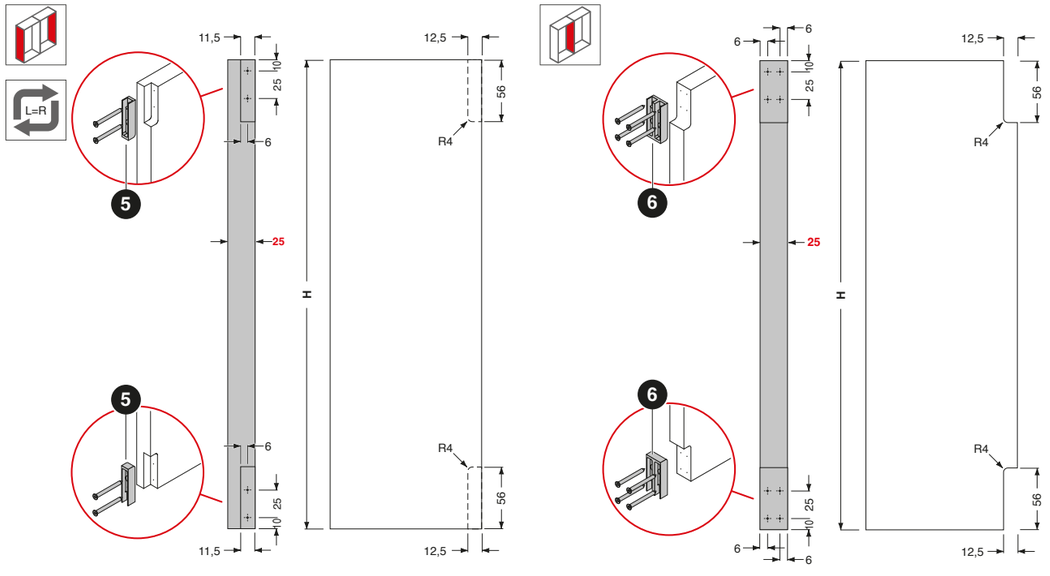

PB01

Anta in alluminio
Aluminium door

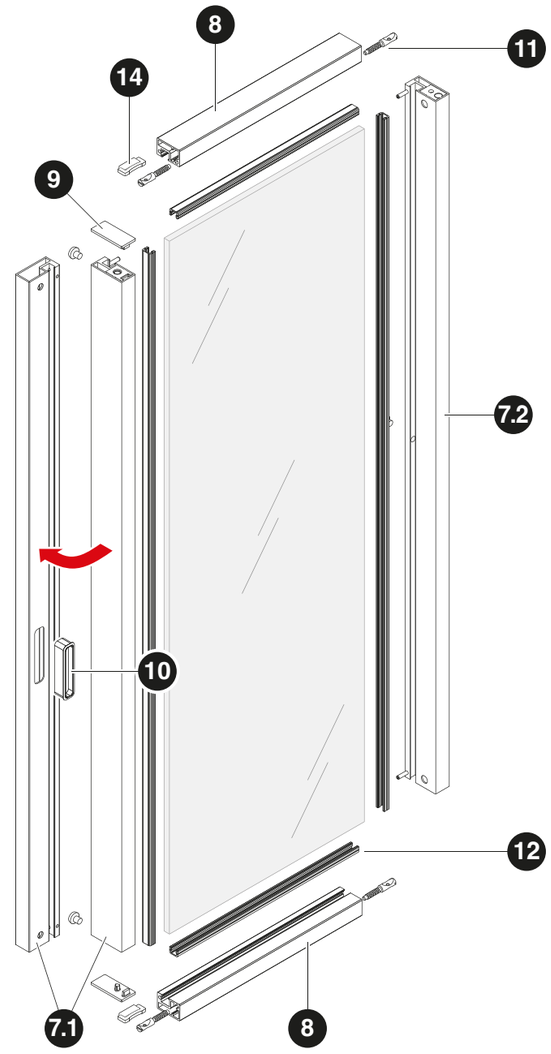

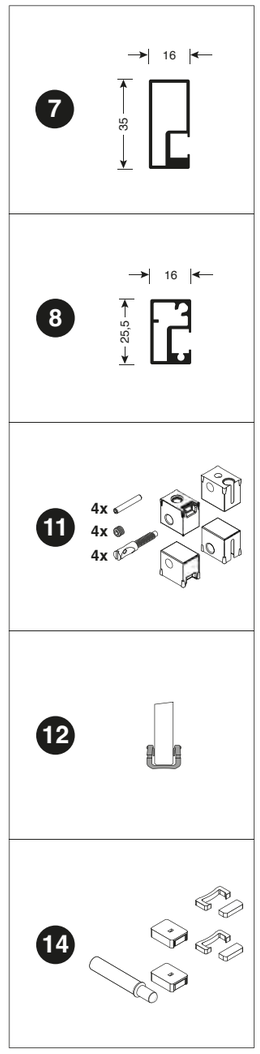

7.1	**Profilo montante anta alluminio con foro maniglia /** Vertical profile for aluminium door with handle hole
7.2	**Profilo montante anta alluminio /** Vertical profile for aluminium door
8	**Profilo traverso superiore - inferiore anta alluminio /** Top - bottom horizontal profile for aluminium door
9	**Tappi per anta /** Plugs for door
10	**Maniglia /** Handle
11	**Confezione per il montaggio del telaio anta /** Kit of mounting for door frame
12	**Guarnizione per vetro /** Gasket for glass
14	**Confezione magneti e ammortizzatori per la chiusura dell'anta /** Kit of magnets and soft-closing for door

Lista componenti / Parts list

Cerniere
Hinges

		Descrizione Description	Verso di apertura Opening direction	Dimensioni anta Door dimensions	Nickel	Dark Nickel
1.1		**Confezione cerniere per sormonto anta su fianco di 16 mm.** Kit of hinges for 16 mm of overlap of the door on the side.	L=R	Max H 3000 x W 700 Kg 40	PB01KC330005	PB01KC3L0005
1.2		**Confezione cerniere per mobiletto base/pensile.** Kit of hinges for bottom unit cabinet/ hanging cabinet.	L=R	Max H 1500 x W 600 Kg 10	PB01KC330006	PB01KC3L0006

		Descrizione Description	Verso di apertura Opening direction	Metal Grey	Moonlight	Dark Brown
2		**Confezione basi cerniere per fianco legno di spessore min. 18 mm.** Kit of bases for hinges panel side with a minimum thickness of 18 mm.	L=R	PB02KB5E05	PB02KB4B05	PB02KB5B05

		Descrizione Description	Verso di apertura Opening direction	Dimensioni anta Door dimensions	Nickel	Dark Nickel
3		**Confezione cerniere destre per sormonto anta su fianco di 10,5 mm.** Kit of right hinges for 10.5 mm of overlap of the door on the side.	R	Max H 3000 x W 700 Kg 40	WSKT33100001	WSKT33200001
4		**Confezione cerniere sinistre per sormonto anta su fianco di 10,5 mm.** Kit of left hinges for 10.5 mm of overlap of the door on the side.	L	Max H 3000 x W 700 Kg 40	WSKT33100002	WSKT33200002

		Descrizione Description	Verso di apertura Opening direction	Metal Grey	Moonlight	Dark Brown
5		**Confezione basi cerniere per fianco legno di spessore min. 25 mm.** Kit of bases for hinges panel side with a minimum thickness of 25 mm.	L=R	PB02KB7F200007	PB02KB7F250007	PB02KB7F050007
6		**Confezione basi cerniere per fianco intermedio legno di spessore 25 mm.** Kit of bases for hinges for intermediate panel side of 25 mm thickness.	-	PB02KB7F200006	PB02KB7F250006	PB02KB7F050006

Anta alluminio
Aluminium door

Profilo montante anta alluminio con lavorazioni per foro maniglia.
Vertical profile for aluminium door with machining for handle hole.

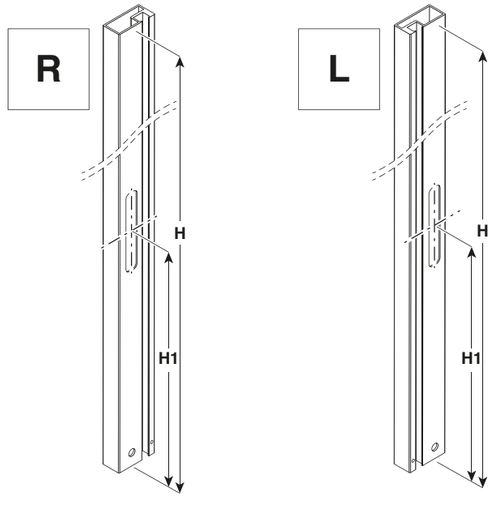

		Descrizione Description	Lunghezza profilo Profile length	Metal Grey	Moonlight	Dark Moka
7.1	 R	**Profilo verticale Destro con fori di montaggio e foro maniglia.** Right vertical rod profile with assembling and handle hole.	H 980 / H1 200	PB01MM7F200039D	PB01MM7F250039D	PB01MM77030039D
			H 2000 / H1 1000	PB01MM7F200038	PB01MM7F250038	PB01MM77030038
			H 3000 / H1 1000	PB01MM7F200036D	PB01MM7F250036D	PB01MM77030036D
	 L	**Profilo verticale Sinistro con fori di montaggio e foro maniglia.** Left vertical rod profile with assembling and handle hole.	H 980 / H1 200	PB01MM7F200039S	PB01MM7F250039S	PB01MM77030039S
			H 2000 / H1 1000	PB01MM7F200038	PB01MM7F250038	PB01MM77030038
			H 3000 / H1 1000	PB01MM7F200036S	PB01MM7F250036S	PB01MM77030036S
7.2		**Profilo montante per anta.** Vertical rod profile for door.	3000	PR987F20009F	PR987F25009F	PR987703009F
8		**Profilo traverso per anta.** Horizontal profile for door.	3000	PR987F20010E	PR987F25010E	PR987703010E
9		**Confezione tappi per anta.** Kit of plugs for door.	-	PB01KT5E01	PB01KT4B01	PB01KT5B01
10		**Maniglia.** Handle.	-	PB01MA5E01	PB01MA4B01	PB01MA5B01

		Descrizione Description	Zinc plated
11	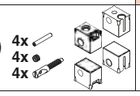 4x 4x 4x	**Confezione per il montaggio del telaio anta.** Kit of mounting for door frame.	PB01CS4001

		Descrizione Description	Lunghezza profilo Profile length	Transparent	Black
12.1	 4	**Guarnizione per vetro da 4 mm.** Gasket for glass 4 mm.	3000	-	TE884160000326B
12.2	 5	**Guarnizione per vetro da 5 mm.** Gasket for glass 5 mm.	3000	TE018100000275B	-
12.3	 6	**Guarnizione per vetro da 6 mm.** Gasket for glass 6 mm.	3000	TE018100000276B	TE019000000276B
13	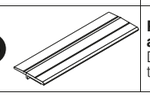	**Profilo di battuta con biadesivo per ante.** Doors stop profile with double sided tape.	3000	PZ02CB164396	-

		Descrizione Description	
14a	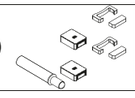	**Set magneti e ammortizzatore per la chiusura di un'anta.** Kit of magnets and soft-closing for one door.	PB02KT81600001
14b	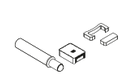	**Set magnete e ammortizzatore per fondo o cappello per anta base/ pensile.** Kit of magnet and soft-closing for top or bottom unit cabinet/hanging cabinet door.	PB02KT81600002

Tutte le parti del catalogo sono di proprietà della Cinetto F.lli S.r.l.

È vietata qualsiasi imitazione e copia delle illustrazioni, della grafica e la riproduzione, anche parziale, del presente catalogo senza autorizzazione.

I disegni tecnici e le informazioni dimensionali, incluse le illustrazioni, riportate in questo catalogo non sono vincolanti. L'azienda si riserva il diritto di apportare modifiche a fini migliorativi.
Tutte le dimensioni sono in mm, se non diversamente specificate.

Si declina ogni responsabilità per errori di stampa.

All constituents of the catalogue are the property of Cinetto F.lli S.r.l.

Reprint of the catalogue or extracts thereof, reprinting or imitation of the illustrations or imitation of the design is forbidden without permission.

The technical representations and dimensional information in this catalogue are non-binding, including those in the illustrations and drawings. Right reserved to make design improvements.
All dimensions are in mm unless otherwise specified.

No liability accepted for printing errors of the catalogue.

Rilasciato da - Issued by
Cinetto F.lli S.r.l.
Via Meucci, 4 - 35030 Rubano (PD) Italy

Tel. +39 049 8977211 - Fax +39 049 635822

Internet: www.cinetto.it - Email: info@cinetto.it

Novembre 2026
© by Cinetto F.lli S.r.l.
All rights reserved.
Printed in Padova - Italy

Sede Legale
Via Meucci, 4 - 35030 Rubano (PD) Italy
Tel. +39 049 8977211 - Fax +39 049 635822
C.F./P.I. (VAT) (IT) 00277120283

www.cinetto.it - info@cinetto.it

Punto Vendita
Via Pitagora, 23/A - 35030 Rubano (PD) Italy

5ª edizione - NOVEMBRE 2026