



PB15

**Sistema scorrevole
per ante rientranti**

Sliding system for
pocket doors





PB15

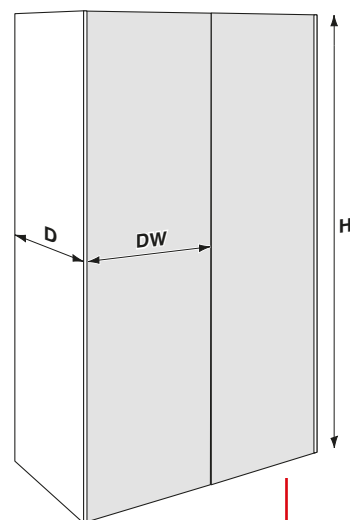
Sistema scorrevole per ante rientranti
Sliding system for pocket doors



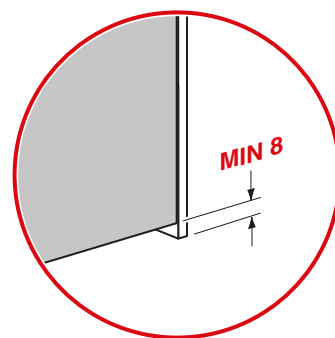
PB15, il design che cercavi non è mai stato così facile da ottenere.

PB15, the style you've always wanted has never been easier to achieve.

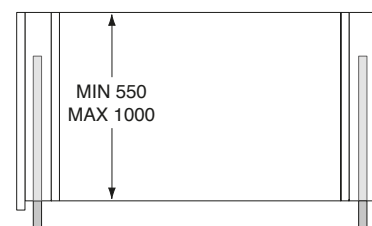
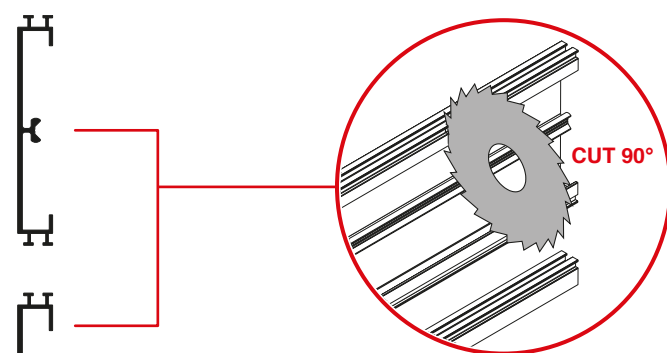
■ Flessibile Flexible



H	1600÷2800
DW	400÷700
D	550÷1000

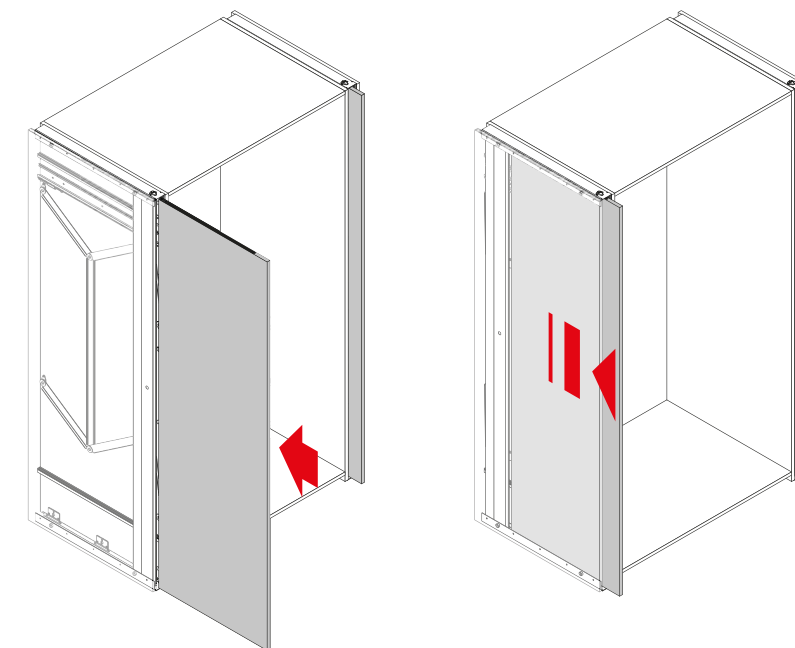


■ Flessibile in profondità con il solo taglio dei binari a 90° Flexible in depth by simply cutting the rails at 90°



Grazie al sistema speciale di apertura Easy Opening, le ante PB15 completano la loro apertura entrando nella tasca con una minima pressione.

Thanks to the special Easy Opening system, the PB15 doors complete their opening by entering the pocket with minimal push.

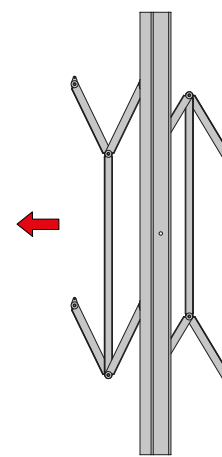


■ Facile da montare Easy to install

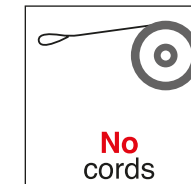
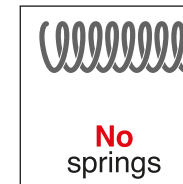
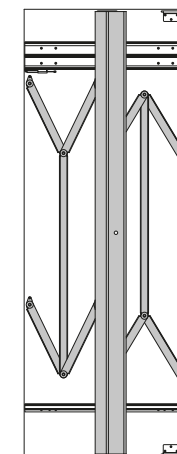

Montaggio binari / Rails installation



Inserimento del meccanismo nei binari / Insertion of the mechanism in the rails



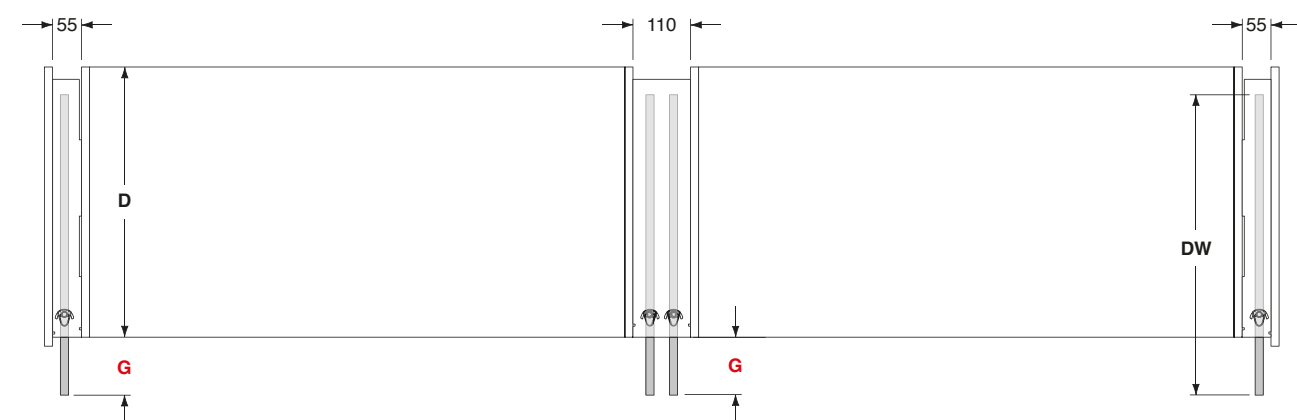
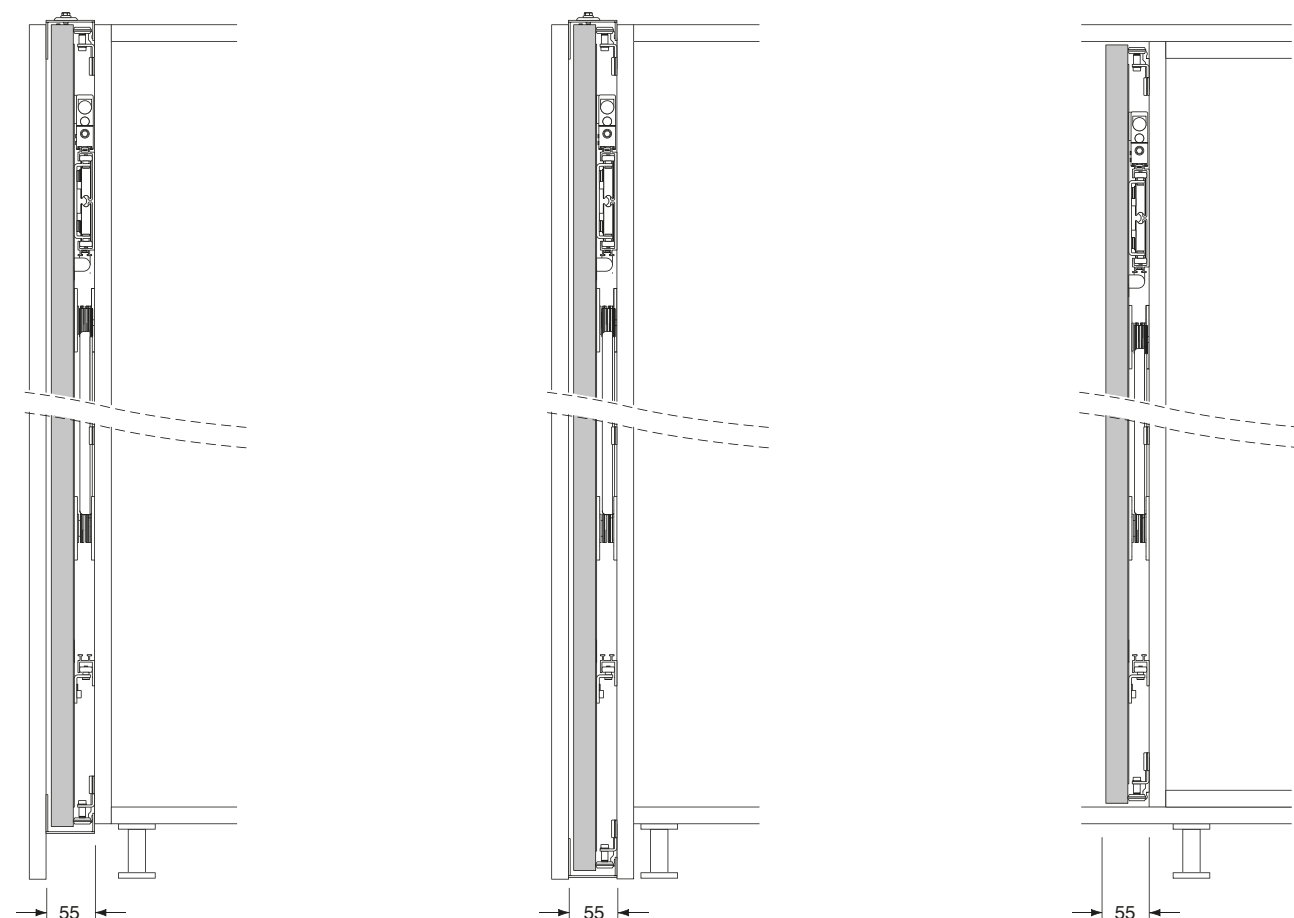
Fissaggio del meccanismo / Fixing of the mechanism



Grazie agli speciali contrappesi a parallelogramma, PB15 ottiene l'apertura assistita senza l'utilizzo di molle o cordini di tiraggio.

Thanks to the special parallelogram counterweights technology, PB15 obtains the easy opening without the use of springs or pulling cords.

■ **Installazione porta**
Door installation



$$G = (DW - D) + 188,5$$

ABBREVIAZIONI:
G = mancato rientro
D = profondità
DW = larghezza anta

ABBREVIATIONS:
G = missing entrance
D = depth
DW = door width

■ **Compatibile con cerniere standard**
Compatible with standard hinges

PB15 è compatibile con cerniere standard, ammortizzate, di diversi marchi facilmente reperibili sul mercato.

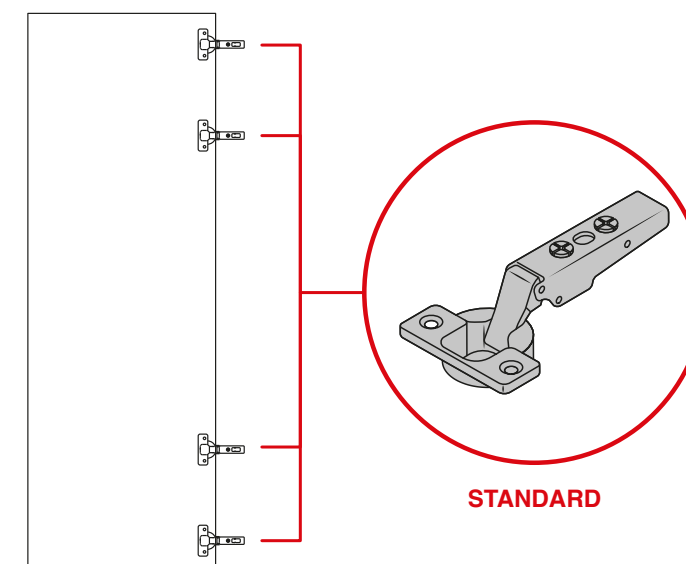
Caratteristiche della cerniera:

- collo 0
- angolo di apertura $84^{\circ} \div 96^{\circ}$
- sormonto, a discrezione del cliente

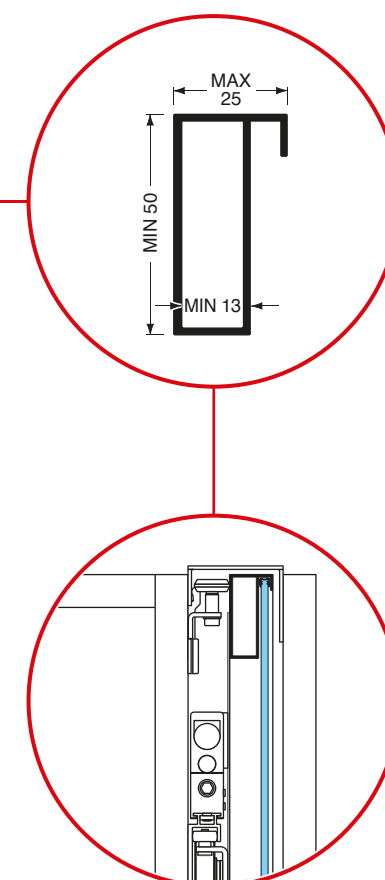
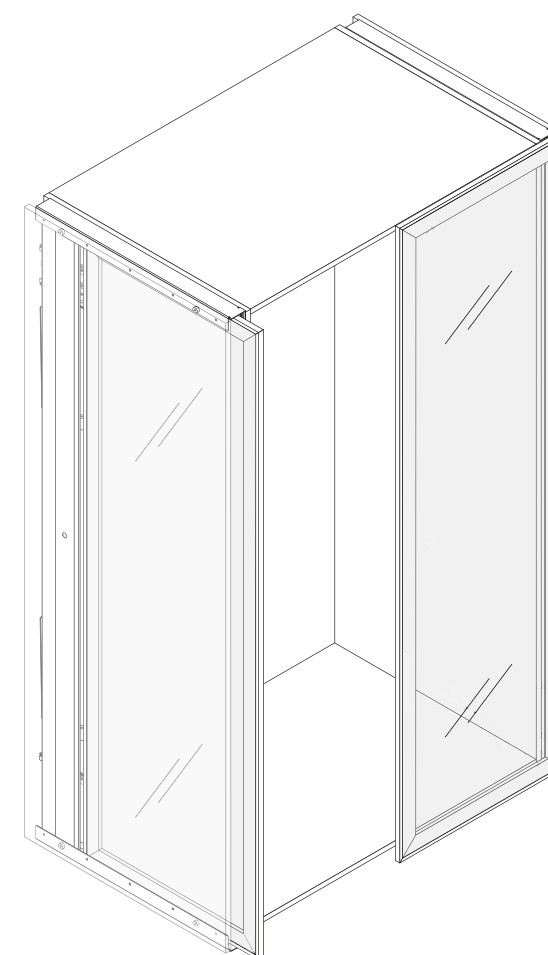
PB15 is compatible with standard, soft-closing hinges of different brands that are easily available on the market.

Features of the hinge:

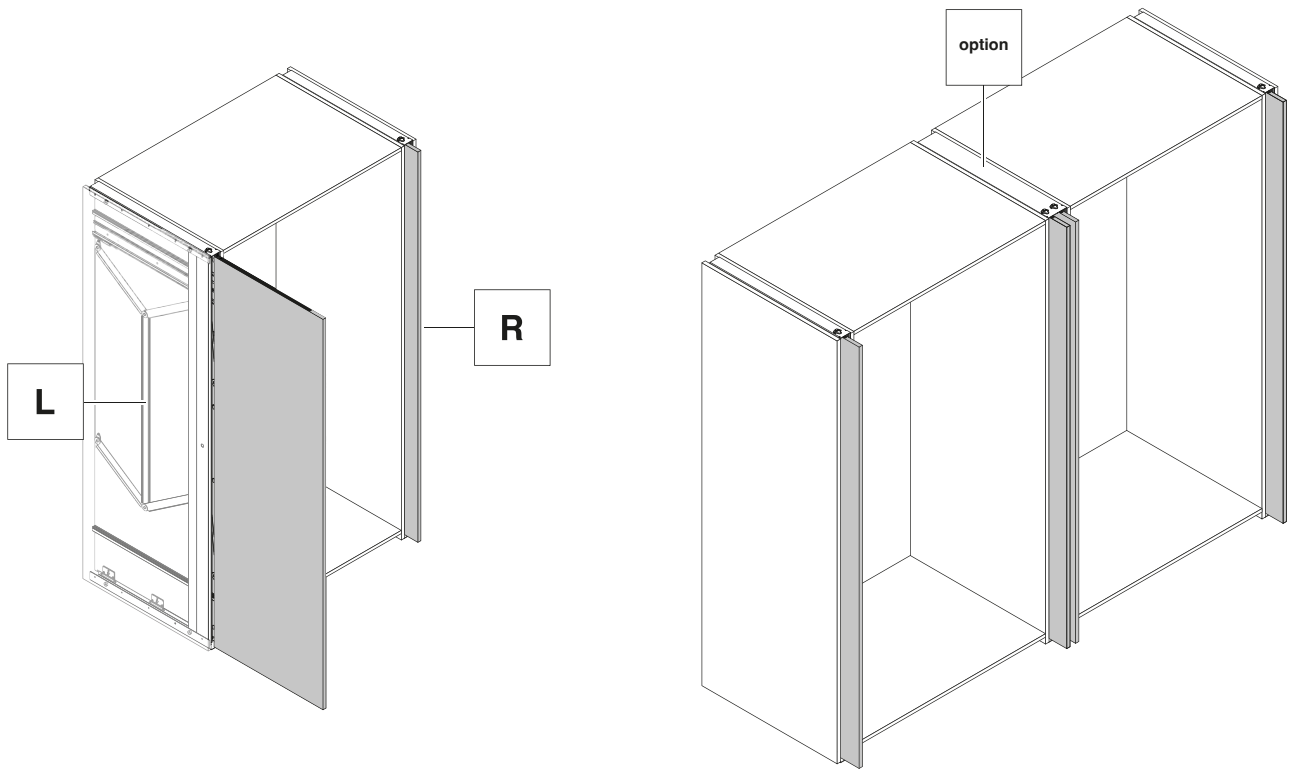
- neck 0
- opening angle $84^{\circ} \div 96^{\circ}$
- overlap, at customer's request



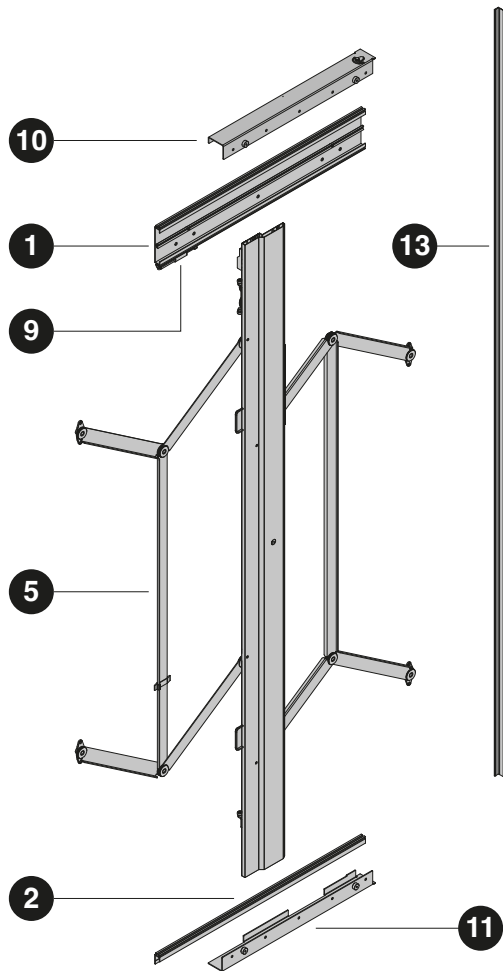
■ **Compatibile anche con anta in alluminio**
Compatible also with aluminium door








PB15



Componenti inclusi nella confezione
Components included in the kit



	8		6 x	4
	6		55 x	7
	4 x	3		12
1 Binario superiore / Upper rail				
2 Binario inferiore / Lower rail				
3 Clip di aggancio per staffe di unione tra fianco e tamponamento / Clips for side and cover panel connection brackets				
4 Clip di aggancio per profilo cover frontale / Connection clips for front cover plastic profile				
5 Meccanismo / Mechanism				
6 Gruppo cuscinetti guida anta / Door guide bearings kit				
7 Viti (tutte le viti necessarie al montaggio di PB15 sono incluse) / Screws (all necessary screws for PB15 assembly are included)				
8 Stop di finecorsa magnetico anteriore / Magnetic front end-stop				
9 Ammortizzatore posteriore di finecorsa / Back end-stop with soft-closing				
10 Staffa superiore di unione tra fianco e tamponamento / Upper bracket for side and cover panel connection				
11 Staffa inferiore di unione tra fianco e tamponamento / Lower bracket for side and cover panel connection				
12 Profilo guida / Guide profile				
13 Profilo cover frontale / Plastic front cover profile				

PB15. Lista componenti / Parts list

PB15KT70000021	1600 ÷ 2000
PB15KT70000023	2000 ÷ 2400
PB15KT70000025	2400 ÷ 2800

Meccanismo sinistro per porta scorrevole rientrante.
Finitura: Grezzo

Left system for sliding pocket door.
Finish: Raw



PB15KT70000022	1600 ÷ 2000
PB15KT70000024	2000 ÷ 2400
PB15KT70000026	2400 ÷ 2800

Meccanismo destro per porta scorrevole rientrante.
Finitura: Grezzo

Right system for sliding pocket door.
Finish: Raw


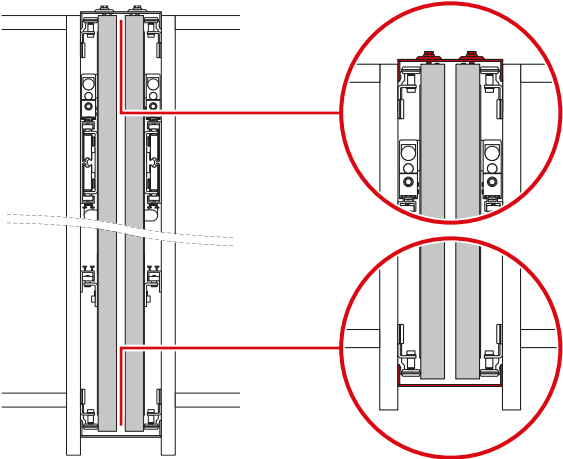
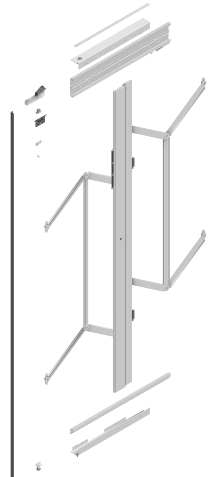


La confezione staffe di unione tra fianchi per anta doppia, deve essere ordinata separatamente.
The side connecting bracket kit for double doors, must be ordered separately.

PB15KT1VN60001

Confezione staffe di unione tra fianchi per anta doppia.
Finitura: Nero

Side connecting bracket kit for double doors.
Finish: Black



Tutte le parti del catalogo sono di proprietà della Cinetto F.Ili S.r.l.

È vietata qualsiasi imitazione e copia delle illustrazioni, della grafica e la riproduzione, anche parziale, del presente catalogo senza autorizzazione.

I disegni tecnici e le informazioni dimensionali, incluse le illustrazioni, riportate in questo catalogo non sono vincolanti. L'azienda si riserva il diritto di apportare modifiche a fini migliorativi.
Tutte le dimensioni sono in mm, se non diversamente specificate.

Si declina ogni responsabilità per errori di stampa.

All constituents of the catalogue are the property of Cinetto F.Ili S.r.l.

Reprint of the catalogue or extracts thereof, reprinting or imitation of the illustrations or imitation of the design is forbidden without permission.

The technical representations and dimensional information in this catalogue are non-binding, including those in the illustrations and drawings. Right reserved to make design improvements.
All dimensions are in mm unless otherwise specified.

No liability accepted for printing errors of the catalogue.

Rilasciato da - Issued by
Cinetto F.Ili S.r.l.
Via Meucci, 4 - 35030 Rubano (PD) Italy

Tel. +39 049 8977211 - Fax +39 049 635822

Internet: www.cinetto.it - Email: info@cinetto.it

Aprile 2025
© by Cinetto F.Ili S.r.l.
All rights reserved.
Printed in Padova - Italy



Sede Legale e Officina di Produzione

Via Meucci, 4 - 35030 Rubano (PD) Italy

www.cinetto.it - info@cinetto.it

Sede Amministrativa, Magazzino e Punto Vendita

Via Rossi, 5/A - 35030 Rubano (PD) Italy

Tel. +39 049 8977211 - Fax +39 049 635822

C.F./P.I. (VAT) (IT) 00277120283

